


AUTO REF-KERATOMETER

PRK-6000

New Design with Improved Performance



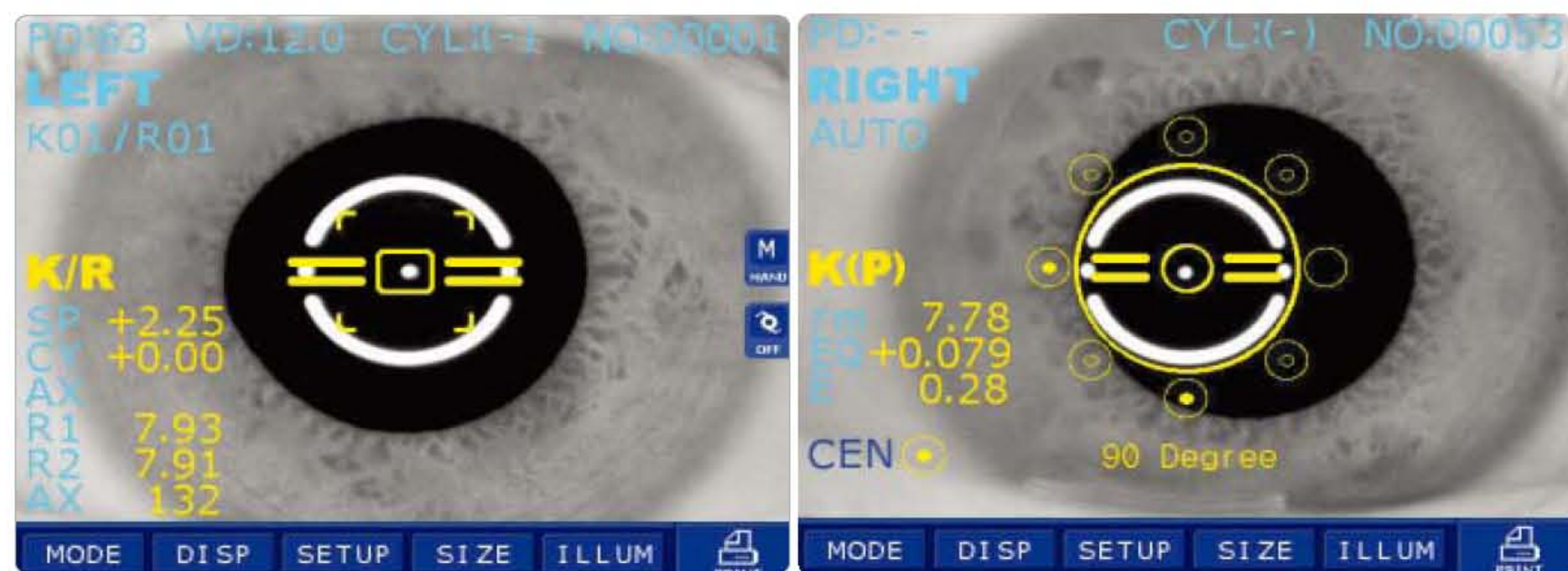
POTEC is doing its best effort to develop products that can satisfy ophthalmology specialists through upgraded performance and convenient features.

Refractoin & Keratometry Measurement

PRK-6000 provides an extensive dioptric measurement range (-25D to +22D), and the radius of curvature for keratometry is 5.0mm to 10.2mm. Easy alignment and friendly operation allows you to measure the refraction and keratometry in sequence, and the results can be validated immediately. Owing to its easy alignment and friendly operation you can measure the refraction and keratometry in a sequence, the results can be checked all at once.

Peripheral Keratometry

Peripheral corneal curvatures can be measured by having the examinee look at the peripheral eye fixation lamps. Measuring the corneal periphery will help you examine irregular astigmatism, and also determine a better fitting for a contact lens



Refraction & Keratometry Measurement

Peripheral Keratometry

Auto Ref-Keratometer

PRK-6000

Introduction of various measurement systems of PRK-6000 enables location of even minor eye disorders.

Intuitive Diameter Measurement

Using the freeze function, measurement of the diameter of the cornea, pupil or hard contact lenses worn by the patient can be performed. By simply touching and dragging the screen with your finger measurements are exactly calculated.

TFT-LCD with Touch Screen

By adopting high resolution VGA TFT-LCD with Touch Screen function, we virtually removed all input keys except the measurement button on the Joystick and Chinrest control switches. Tests are performed rapidly and conveniently by simply pressing a button or the icon indicated on the screen.



Intuitive Diameter Measurement



TFT-LCD with Touch Screen

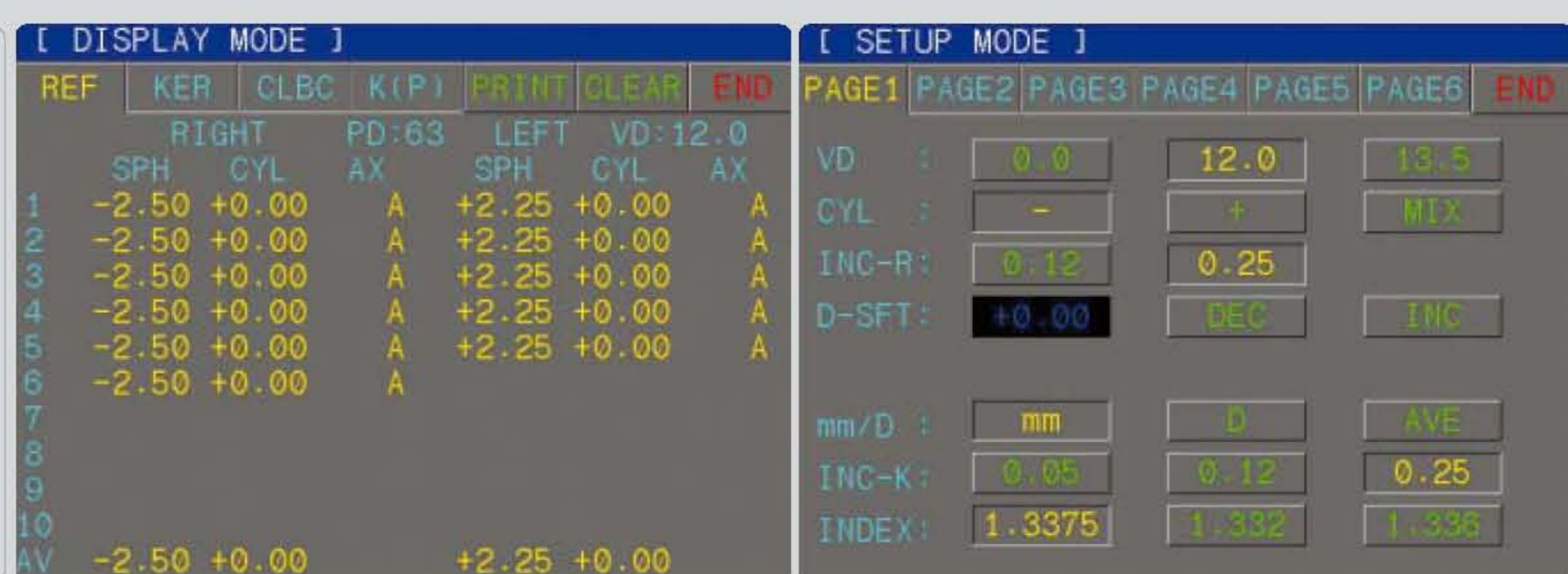
Instant Display Data

By simply touching the icon on the screen results of up to 10 measurements stored in memory can be viewed or printed by the built in thermal auto cut-off printer.

Interactive SETUP Change

Simply touch the icon on the screen and changed settings can be seen. The touch screen supports interactive setting changes quickly and conveniently saving user time innovatively.

PRK-6000 is designed based on digital high-tech and measures eye visions through differentiated and precision technology.



Instant Display Data

Interactive SETUP Change

PRK-6000 enables fast and accurate measurements through its ergonomic design and powerful features.

Auto Ref-Keratometer

PRK-6000

IOL Measurement

When refraction results in an error reading due to an intraocular lens or cataract the measurement can be performed with the IOL icon switched 'ON'

Motorized Chinrest

The chinrest is motorized with the use of a switch conveniently positioned for the operator. This makes for simple adjustment of the chinrest from patient to patient.

Printer with Auto Cutter Function

Simply touch the "PRINT" icon on the screen and the PRK-6000 will immediately provide a complete printout of the measurement results. An Auto Cutter is provided for convenience.

Data Transfer


Data can be transferred to external devices (personal computer, etc.) via an RS-232 interface. A USB interface is also provided for future compatibility.

PRK-6000 is ergonomically designed and has touch-screen function to provide more rapid and accurate results for you.



POWERFUL TECHNOLOGY

- Touch screen _
- Motorized Chinrest _
- Peripheral Keratometry _



Auto Ref-Keratometer
New Design with Improved Performance



SPECIFICATIONS

MEASUREMENT MODES	
K/R Mode	Continuous Keratometry and Refractometry
REF Mode	Refractometry
KER Mode	Keratometry
CLBC Mode	Contact Lens Base Curve Measurement
K(P) Mode	Peripheral Keratometry
REFRACTOMETRY	
Vertex Distance(VD)	0.0, 12.0, 13.5, 15.0
Sphere(SPH)	-25.00 ~ +22.00D (when VD=12mm) (Increments : 0.12 and 0.25D)
Cylinder(CYL)	0.00 ~ ± 10.00D (Increments : 0.12 and 0.25D)
Axis(AX)	1 ~ 180° (Increments : 1°)
Cylinder Form	-, +, MIX
Pupil Distance(PD)	10 ~ 85mm
Minimum Pupil Diameter	Ø2.0mm
KERATOMETRY	
Radius of Curvature	5.0 ~ 10.2mm (Increments : 0.01mm)
Corneal Power	33.00 ~ 67.50D (when cornea equivalent refractive index is 1.3375) (Increments : 0.05/0.12/0.25D)
Corneal astigmatism	0.00 ~ -15.00D (Increments : 0.05/0.12/0.25D)
Axis	1 ~ 180° (Increments : 1°)
OTHERS	
Corneal Diameter	2.0 ~ 12.0mm (Increments : 0.1mm)
Memory of Data	10 measurements for each eye
Internal Printer	Thermal line printer with Auto - Cutter function
Monitor	16.25 cm(6.4 inch) TFT-LCD (640 × 480 pixels, Touch-Screen function)
Power supply	AC100-240V, 50/60Hz (Free Voltage, Free Frequency)
Dimensions	Approx. 300(W) × 500(D) × 430(H) mm
Weight	Approx. 20kg

Designs and details can be changed without prior notice for its improvements.



POTEC POTEC Co., Ltd.

292-4, Samseong-dong, Dong-gu, Daejeon 300-812, Korea
 Tel +82-42-632-3536 Fax +82-42-632-3537 www.potec.biz
 webmaster@potec.biz

Distributed by