

Make Smart Technology Yours

PAK-8000

Auto Ref-Keratometer



- Semi auto pupil tracking
- World's top measurement speed
- User oriented Tilting & Swivel monitor
- Wider measurement range

PRK-8000

Auto Ref-Keratometer

- Semi auto pupil tracking
- World's top measurement speed
- User oriented Tilting & Swivel monitor
- Wider measurement range



Make Smart Technology Yours

INTERFACE

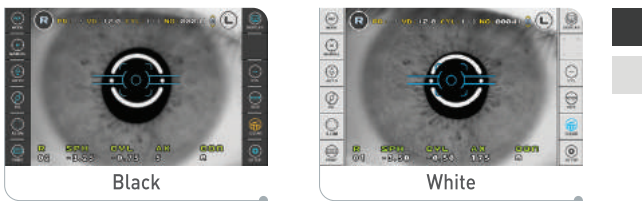
Improved display function for Retro illum Mode

Ten images of each eyeball and results of measurement are saved, and enhanced display control enables simultaneous checking of measurement images and results.



Black/white User Interface selection

A user can select between two colors for the user interface.



TFT-LCD with Touch Screen and Convenient control

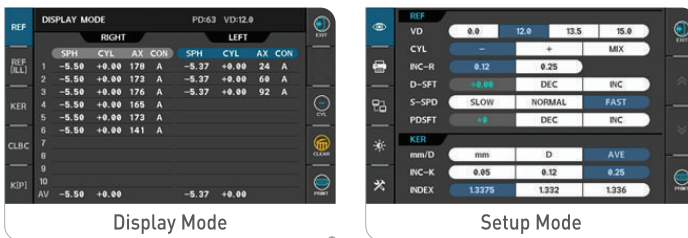
By adopting high resolution VGA TFT-LCD with Touch Screen function, we virtually removed all input keys except the measurement button on the Joystick and Chinrest control switches. Tests are performed rapidly and conveniently by simply pressing a button or the icon indicated on the screen. Also, user can use the Key button as convenient function.

Instant Display Data

By simply touching the icon on the screen results of up to 10 measurements stored in memory can be viewed or printed by the built in thermal auto cut-off printer.

Interactive SETUP Change

Simply touch the icon on the screen and changed settings can be seen. The touch screen supports interactive setting changes quickly and conveniently saving user time innovatively.



IOL Measurement


When refraction results in an error reading due to an intraocular lens or cataract the measurement can be performed with the IOL icon switched 'ON'

Motorized chinrest

The chinrest is motorized with the use of a switch conveniently positioned for the operator. This makes for simple adjustment of the chinrest from patient to patient. There is the motorized chinrest which makes user easy to control by the simple switch pressing up and down.

Printer with Auto Cutter Function

PRK-8000 immediately provides a complete printout of the measurement result and an auto cutter is provided for convenience. And there is the economy mode of printer which makes printer paper saved by being well arranged and amended letter size.



Normal mode Economy mode

Data transfer

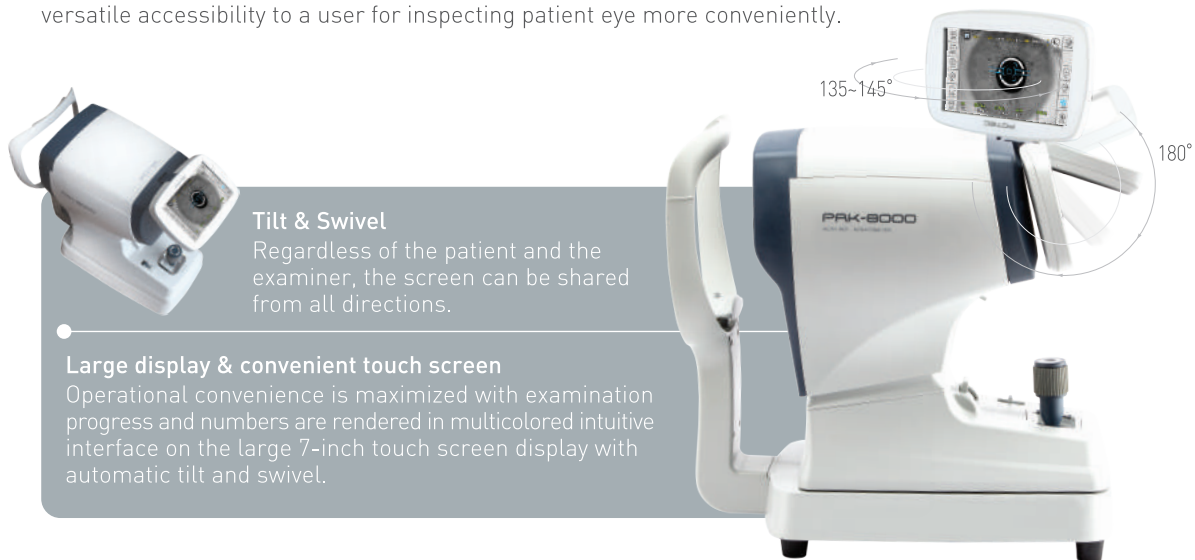
Data can be transferred to external devices (personal computer, etc.) via an RS-232 interface. A USB interface is also provided for future compatibility.

User can send the images of patient's eyes through USB port and have faster S/W upgrade by the PC program provided as option.

User friendly features

LCD User-oriented tilting LCD screen

Our new enlarged (800x480) LCD monitor gives 180° up& down and 135~145° left to right versatile accessibility to a user for inspecting patient eye more conveniently.



Tilt & Swivel

Regardless of the patient and the examiner, the screen can be shared from all directions.

Large display & convenient touch screen

Operational convenience is maximized with examination progress and numbers are rendered in multicolored intuitive interface on the large 7-inch touch screen display with automatic tilt and swivel.

Semi-auto pupil tracking

The pupil position detecting automatic height adjustment system reduces measurement time. By only clicking a button, user can switch the mode from Auto to manual tracking.

Measurement helping guide indication

Measurement convenience and accuracy are increased by adding lever-handling guide images designed to easily track eyeball focus.




Joystick performance enhanced

The no-load joy stick ensures softer and enhanced eye examination, as it can determine a point of time for measurement without vibration and more accurately than the previously adopted belt type even while the measurement head is moving up or down.

The convenience stage-lock

User can fasten the main body by simple control.



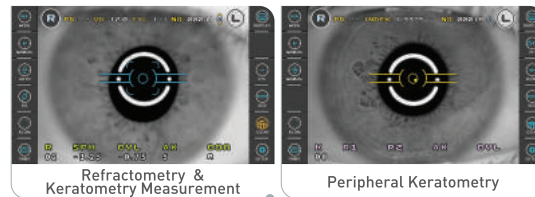
OPTOMETRY

Refractometry & Keratometry Measurement

PRK-8000 provides an extensive dioptric measurement range (-30D to +25D) compared to our previous model, and the radius of curvature for keratometry is 5.0mm to 13.0mm. Easy alignment and friendly operation allows you to measure the refraction and keratometry in sequence, and the results can be validated immediately. Owing to its easy alignment and friendly operation which you can measure the refraction and keratometry in a sequence, the results can be checked all at once.

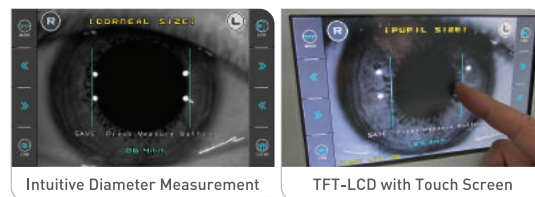
Peripheral Keratometry

Peripheral corneal curvatures can be measured by having the examinee look at the peripheral eye fixation lamps. Measuring the corneal periphery will help you examine irregular astigmatism, and also determine a better fitting for a contact lens.



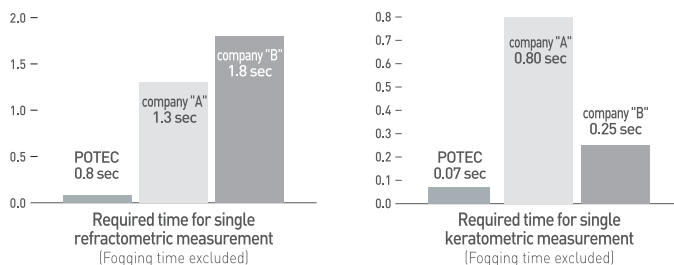
Intuitive Diameter Measurement

Using the freeze function, measurement of the diameter of the cornea, pupil or hard contact lenses worn by the patient can be performed. By simply touching and dragging the screen with your finger measurements are exactly calculated.



Enjoy world's Fastest Measurement speed

World's fastest measurement is provided through greatly improving its speed as compared to our previous products and the products of our competitors.




Simulating short-distance vision

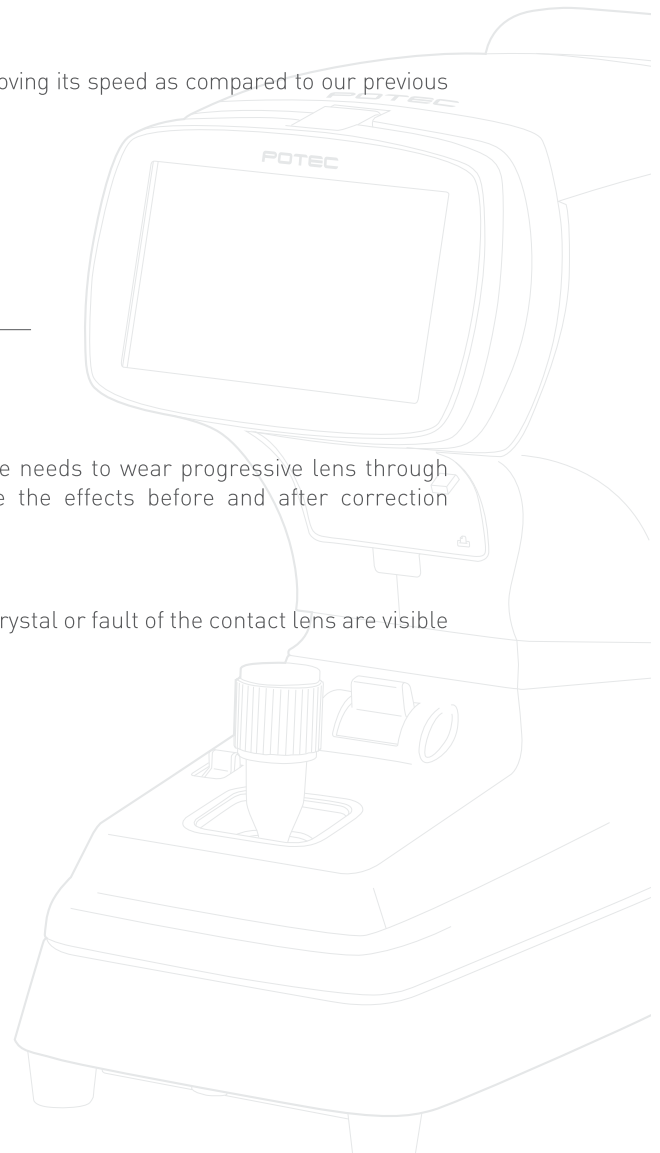
An optician can help a patient easily understand if he or she needs to wear progressive lens through pre-correction vision simulation. The patient can compare the effects before and after correction through short-distance vision simulation.

Enhanced performance of Retro illum

With our improved ILLUM mode, any opacity(cataract) in the crystal or fault of the contact lens are visible on the monitor by the method of projecting light on the pupil.



Make Smart Technology Yours



PRK-8000



SPECIFICATIONS

Masurement Modes	K/R Mode	Continuous Keratometry and Refractometry
	REF Mode	Refractometry
	KER Mode	Keratometry
	CLBC Mode	Contact Lens Base Curve Measurement
	K[P] Mode	Peripheral Keratometry
Refractometry	Vertex Distance(VD)	0.0, 12.0, 13.5, 15.0
	Sphere(SPH)	-30.00 ~ +25.00 D (when VD=12 mm, Increments : 0.12 / 0.25 D)
	Cylinder(CYL)	0.00 ~ ±10.00 D (Increments : 0.12 and 0.25 D)
	Axis(AX)	1 ~ 180° (Increments: 1°)
	Cylinder Form	-, +, MIX
	Pupil Distance(PD)	10 ~ 88 mm
	Minimum Pupil Diameter	Ø2.0 mm
Keratometry	Radius of Curvature	5.0 ~ 13.0 mm (Increments: 0.01 mm)
	Corneal Power	25.96 ~ 67.50 D (when cornea equivalent refractive index is 1.3375) (Increments : 0.05 / 0.12 / 0.25D)
	Corneal astigmatism	0.00 ~ -15.00 D (Increments : 0.05/0.12/0.25 D)
	Axis	1 ~ 180° (Increments: 1°)
Environmental Requirements	Operation	Temperature: +10 to +40°C Humidity: 30 to 85% RH Atmospheric pressure: 70 to 106 kPa
	Storage and Transportation	Temperature: -10 to +55°C Humidity: 10 to 95% RH Atmospheric pressure: 50 to 106 kPa
Others	Corneal Diameter	2.0 ~ 14.0 mm (Increments: 0.1 mm)
	Memory of Data	10 measured value for each eye
	Internal Printer	Thermal line printer with Auto-Cutter function
	Monitor	17.78cm(7 inch) TFT LCD (800x480 pixels, tiltable / swivel Touch-Screen function)
	Power supply	AC100-240V, 50/60Hz
	Dimensions	Approximately 260(W) ´ 500(D) ´ 450(H) mm
	Weight	Approximately 20kg

POTEC

POTEC CO., Ltd.

40-4, techno 2-ro, Yuseong-gu, Daejeon 34015, Korea
Tel +82 42 632 3536 Fax +82 42 632 3537
webmaster@potec.biz www.potec.biz

Distributde by